

HAWK MV-4000

SPECIFICATIONS AND OPTIONS



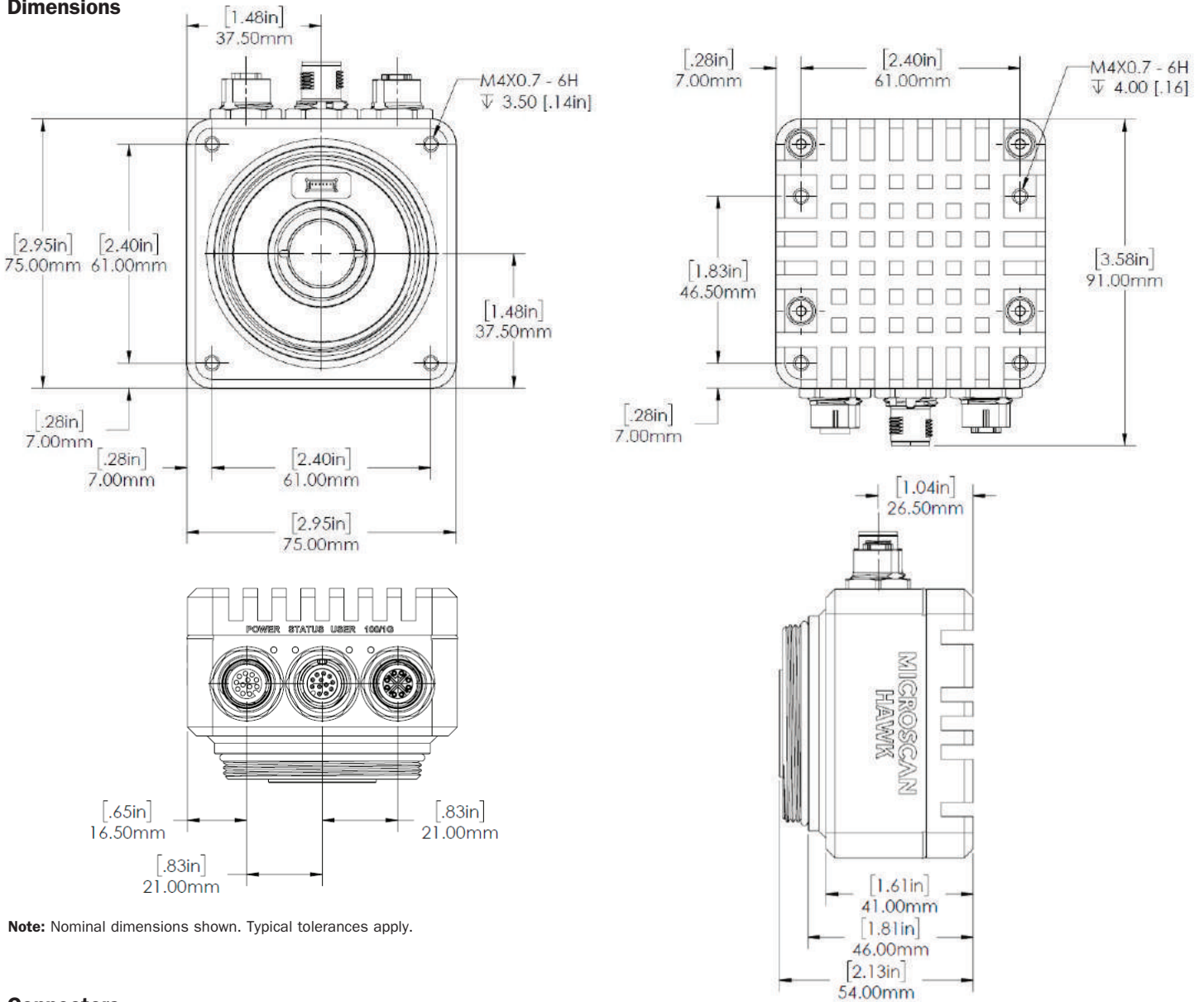
Length (without connectors): 75 mm (2.95") x 75 mm (2.9") ± 2 mm (0.079")
 Width: 75 mm (2.95") ± 2 mm (0.079")
 Depth (without lens): 54 mm (2.13") ± 2 mm (0.079")
 Weight: 460.39 g (16.24 oz.)

C-Mount Optics

Model	HAWK MV-4000-03	HAWK MV-4000-03C	HAWK MV-4000-13	HAWK MV-4000-13C	HAWK MV-4000-20	HAWK MV-4000-20C	HAWK MV-4000-50	HAWK MV-4000-50C
Sensor								
Make and Model	ON Semiconductor – Python Family (NOIP1SN or NOIP1SE)				ON Semiconductor – Python Family (NOIP1SN or NOIP1SE)			
Type	CMOS							
Geometry	1/4"-Type		1/2"-Type		2/3"-Type		1"-Type	
Format	Monochrome	Color	Monochrome	Color	Monochrome	Color	Monochrome	Color
Resolution (H x V)	640 x 480		1280 x 1024		1920 x 1200		2592 x 2048	
Frame Rate (Effective)	Up to 240 FPS	Up to 120 FPS	Up to 75 FPS	Up to 32 FPS	Up to 42 FPS	Up to 20 FPS	Up to 21 FPS	Up to 8.5 FPS
Pixel Size (H x V)	4.8 μm x 4.8 μm							
Gain Range	0 to 19.4 dB							
Shutter Speed	50 μsec to 4 sec							
Trigger Response	External trigger to strobe output delay = 10 μs. Jitter = 1 - 2 μs.							
Processor, Memory, Storage								
Processor	Dual Core							
Memory	2GB RAM							
Storage	32GB							
Interfaces								
Network	Gigabit Ethernet							
HMI	VGA and USB 2.0 (for keyboard and mouse)							
Digital I/O	3 optocoupled inputs, 1 dedicated optocoupled trigger. 3 outputs (output 3 is used for external strobe when enabled).							
Other	Dedicated interface for Varioptic Caspian autofocus lens							
Mechanical, Electrical, Environmental								
Lens Type	C-Mount							
Connectors	M12 8-pin socket for Ethernet; M12 12-pin socket for power, digital I/O, M12 12-pin plug for VGA and USB							
Weight	460 g							
Power Consumption	450 mA @ 24VDC or 10.8W (typical)							
Operating Temperature	0° C to 50° C (32° F to 122° F)							
Ventilation Requirement	Natural convection							
IP Rating	IP67 (with lens cap)							

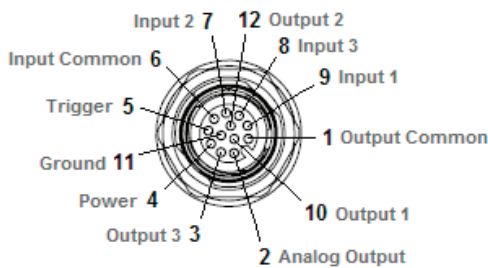
HAWK MV-4000 SPECIFICATIONS AND OPTIONS

Dimensions

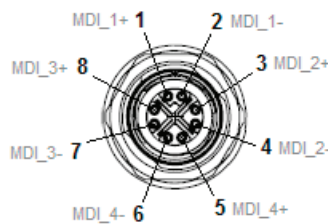


Note: Nominal dimensions shown. Typical tolerances apply.

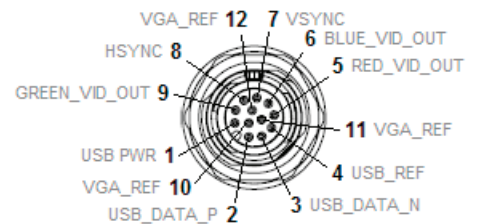
Connectors



Digital I/O and Power Connector
M12 12-Pin Socket



10/1000 Base-T Connector
M12 8-Pin X-Coded Socket



VGA/USB Connector
M12 12-Pin Plug

©2018 Omron Microscan Systems, Inc. SP101A-EN0518
Specifications are subject to change. For complete technical information, please see the User Manual.
Warranty - For current warranty information about this product, please visit www.microscan.com/warranty.

OMRON
MICROSCAN

www.microscan.com