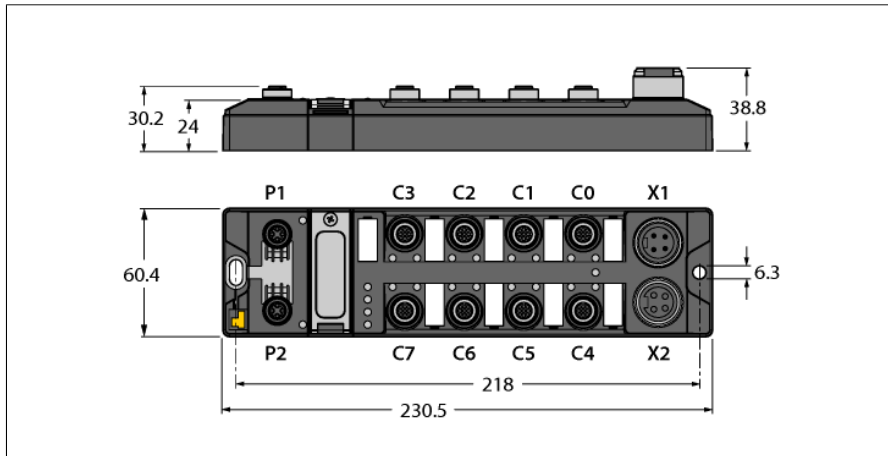


Compact Multiprotocol I/O Module for Ethernet

8 IO-Link Master Channels

4 Universal Digital PNP Channels, 2 A, Channel Diagnostics

TBEN-L4-8IOL



- PROFINET® device, EtherNet/IP™ device or Modbus® TCP slave
- Integrated Ethernet switch
- Supports 10 Mbps/100 Mbps
- 2x M12, 4-pin, D-coded, Ethernet fieldbus connection
- 7/8" connector for power supply, 4-pin
- M12 ports for IO-Link master, 5-pin
- IO-Link master port class A and port class B
- IO-Link Protocol 1.1
- FLC/ARGEE programmable
- Glass-fiber reinforced housing
- Shock and vibration tested
- Fully potted module electronics
- Protection classes IP65 / IP67 / IP69K

Type designation	TBEN-L4-8IOL
Ident-No.	6814082
Supply	
Supply voltage	24 VDC
Admissible range	18 ... 30 VDC
	Total current max. 9 A per voltage group
	Total current V1 + V2 max. 11 A
	IO-Link 20.4 ... 28.8 VDC
Voltage supply connection	4-pin male 7/8" connector X1
Sensor/Actuator supply V_{AUX1}	Supply from V1, short-circuit-proof, max. 4 A for C0 and C4, max. 2 A per slot C1-C3, C5-C7
Sensor/Actuator supply V_{AUX2}	Class B supply from V2 short-circuit-proof, max. 2 A per slot C4-C7
Electrical isolation	galvanic isolation of the voltage groups V1 and V2, voltages up to 500 VAC
System data	
Fieldbus transmission rate	10 Mbps/100 Mbps
Fieldbus connection technology	2 x M12, 4-pin, D-coded
Protocol detection	automatic
Web server	Default: 192.168.1.254
Service interface	Ethernet via P1 or P2
Supported from firmware version	3.0.6.0
Released from ARGEE version	2.0.25.0
Modbus TCP	
Addressing	Static IP, DHCP
Supported function codes	FC1, FC2, FC3, FC4, FC5, FC6, FC15, FC16, FC23
Number of TCP connections	8
Input register start address	0 (0x0000 hex)
Output register start address	2048 (0x0800 hex)
EtherNet/IP™	
Addressing	acc. to EtherNet/IP™ specification
Quick Connect (QC)	< 150 ms
Device Level Ring (DLR)	supported
Class 3 connections	3
Class 1 connections	10
Input Assembly Instance	101
Output Assembly Instance	116
Configuration Assembly Instance	1

Compact Multiprotocol I/O Module for Ethernet

8 IO-Link Master Channels

4 Universal Digital PNP Channels, 2 A, Channel Diagnostics

TBEN-L4-8IOL

PROFINET

Addressing	DCP
Conformance class	B (RT)
MinCycleTime	1 ms
Fast Start-Up (FSU)	< 150 ms
Diagnostics	acc. to PROFINET alarm handling
Topology detection	supported
Automatic addressing	supported
Media Redundancy Protocol (MRP)	supported

Digital inputs

Number of channels	4 DXP + 8 SIO
Connectivity inputs	M12, 5-pin
Input type	PNP
Type of input diagnostics	Channel diagnostics
Switching threshold	EN 61131-2 Typ 3, PNP
Low level signal voltage	< 5 V
High level signal voltage	> 11 V
Low level signal current	< 1.5 mA
High level signal current	> 2 mA
Input delay	0.05 ms
Electrical isolation	galvanically isolated to the bus, voltages up to 500 VAC

Digital outputs

Number of channels	4 DXP
Connectivity outputs	M12, 5-pin
Output type	PNP
Type of output diagnostics	Channel diagnostics
Output voltage	24 VDC from potential group
Output current per channel	2 A, short-circuit proof
Electrical isolation	galvanic isolation to P1/P2 voltages up to 500 VDC

IO-Link

Number of channels	8
IO-Link	pin 4 in IOL mode
IO-Link specification	Version 1.1
IO-Link port type	Class A and Class B
Frame type	supports all specified frame types
Supported devices	max. 32 byte input/32 byte output
Transmission rate	4.8 kbps (COM 1) / 38.4 kbps (COM 2) / 230 kbps (COM 3)

Standard/Directive conformity

Vibration test	acceleration to 20 g acc. to EN 60068-2-6
Shock test	acc. to EN 60068-2-27
Drop and topple	acc. to EN 60068-2-31/IEC 60068-2-32
Electromagnetic compatibility	acc. to EN 61131-2
Approvals and certificates	CE, FCC
UL Certificate	cULus LISTED 21 W2, Encl.Type 1 IND.CONT.EQ.

Compact Multiprotocol I/O Module for Ethernet

8 IO-Link Master Channels

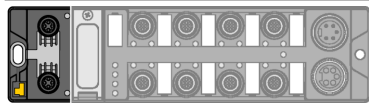
4 Universal Digital PNP Channels, 2 A, Channel Diagnostics

TBEN-L4-8IOL

General Information

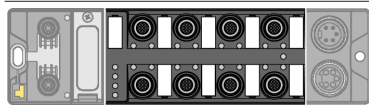
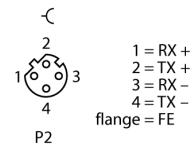
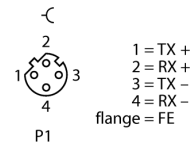
Dimensions (W x L x H)	60.4 x 230.4 x 39mm
Operating temperature	-40...+70 °C
Storage temperature	-40...+85 °C
Altitude	max. 5000 m
Protection class	IP65 IP67 IP69K
MTTF	161 years acc. to SN 29500 (Ed. 99) 20 °C
Housing material	PA6-GF30
Housing color	Black
Window material	Lexan
Material screw	303 stainless steel
Material label	Polycarbonate
Halogen-free	yes
Mounting	2 mounting holes □ 6.3 mm

Compact Multiprotocol I/O Module for Ethernet
8 IO-Link Master Channels
4 Universal Digital PNP Channels, 2 A, Channel Diagnostics
TBEN-L4-8IOL



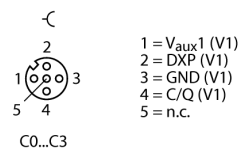
Accessories
 Ethernet cable (example):
 RSSD RSSD 441-2M
 Ident no. U-02482

M12 x 1 Ethernet

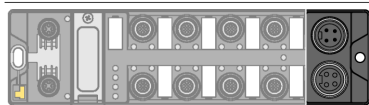
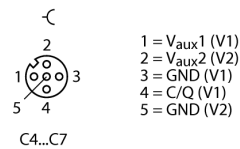


Accessories
 Accessories:
 Connection cable , 2-channel (example):
 RK 4.4T-2-RS 4.4T
 Ident no. U2445
 Splitter, 1-channel (example):
 YB2-FSM 4.5-2FKM 4.5
 Ident no. U0875-78

M12 x 1 I/O Port

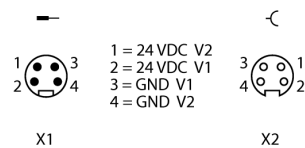


M12 x 1 I/O Port



Accessories
 Power supply cable (example):
 RSM RKM 40-2M
 Ident no. U2280-0

7/8" Power Supply



Compact Multiprotocol I/O Module for Ethernet

8 IO-Link Master Channels

4 Universal Digital PNP Channels, 2 A, Channel Diagnostics

TBEN-L4-8IOL

Module LED Status

LED	Color	Status	Description
ETH1 / ETH2	Green	ON	Ethernet link (100 Mbps)
		flashing	Ethernet communication (100 Mbps)
	Yellow	ON	Ethernet link (10 Mbps)
		flashing	Ethernet communication (10 Mbps)
		OFF	No Ethernet link
BUS	Green	ON	Active connection to a master
		Flashing	Steady flashing: Ready Sequence of 3 flashes in 2 seconds: FLC/ARGEE active
	Red	ON	IP address conflict or Restore Mode or Modbus timeout
		Flashing	Blink/Wink command active
Green/red	Alternating	Autonegotiation and/or waiting for DHCP/Boot-P addressing	
	OFF	Power off	
ERR	Green	ON	Diagnostics disabled
	Red	ON	Diagnostics enabled V_2 undervoltage diagnosis is parameter-dependent
PWR	LED response parameter (PWR) at V_2 Undervoltage = "red"		
	Green	ON	V_1 and V_2 power on
	Red	ON	V_2 power off or below defined tolerance of 18 V
		OFF	V_1 power off or below defined tolerance of 18 V
	LED response parameter (PWR) at V_2 Undervoltage = "green"		
	Green	ON	V_1 and V_2 power on
		Flashing	V_2 power off or below defined tolerance of 18 V
		OFF	V_1 power off or below defined tolerance of 18 V

LED Status I/O

LED	Color	Status	Description
LED 0, 2, 4, 6, 8, 10, 12, 14 IO-Link Port 1-8 IO-Link Mode	Green	Flashing	IO-Link communication, process data valid
	Red	Flashing	IO-Link communication, process data invalid
		ON	IO-Link supply OK, no IO-Link Communication
	OFF	Port inactive	
LED 0, 2, 4, 6, 8, 10, 12, 14 IO-Link Port 1-8 SIO Mode	Green	ON	Digital Input signal is present
		OFF	No input signal
LED 1, 3, 5, 7 DXP	Green	ON	Digital input or output active
	Red	ON	Output active with overload/short circuit
		Flashing	Overload supply V_{AUX1}
	OFF	Input or output inactive	
LED 9, 11, 13, 15 IO-Link Class B VAUX2	Green	ON	V_{AUX2} Active on Pin 2
	Red	ON	V_{AUX2} Active on Pin 2 with overload/short circuit
		Flashing	Overload supply V_{AUX1}
	OFF	V_{AUX2} Inactive on Pin 2	

Compact Multiprotocol I/O Module for Ethernet
8 IO-Link Master Channels
4 Universal Digital PNP Channels, 2 A, Channel Diagnostics
TBEN-L4-8IOL

Process Data Mapping of the Single Protocols

For more details on the corresponding protocols see manual.