

NJ501-1□20/NJ101-□□20

Controller Directly Connectable to Database

The NJ-series Machine Automation Controller supports the Database Connection function.

Machine data can be quickly stored in a database by connecting the Controller directly to the database.



NJ501-1□20



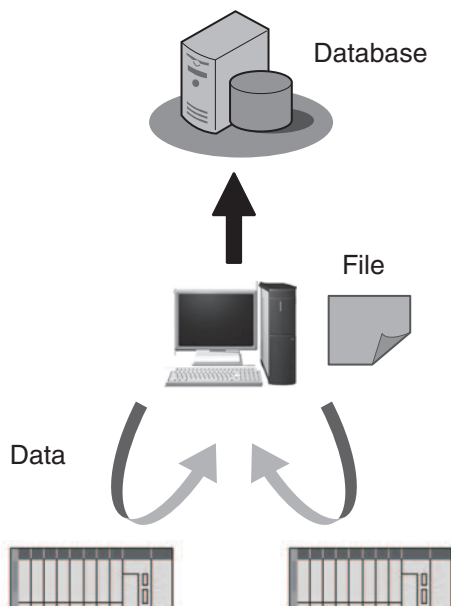
NJ101-□□20

Features

- The Controller can be directly connected to a database. No special Unit, software, nor middleware is required.
- Special instructions (function block) in the Controller make access to the database easy.
- Various functions (Spool function and Operation Log function) are available when an error occurred.

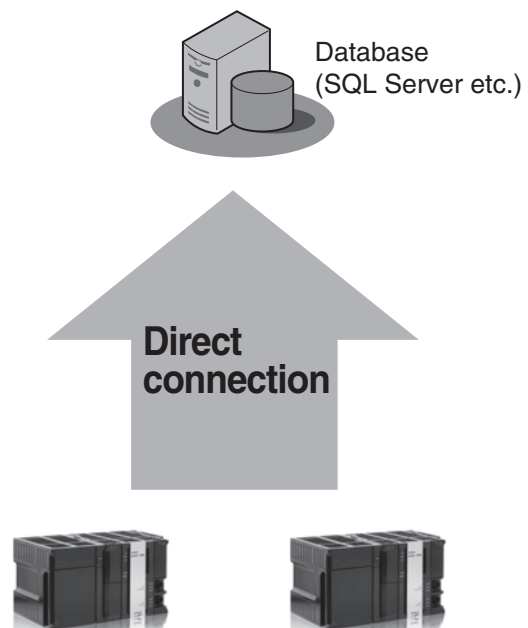
From <Via gateway>

- Connection via computer



To <Direct connection>

- High-speed direct connection between Controller and database



Sysmac is a trademark or registered trademark of OMRON Corporation in Japan and other countries for OMRON factory automation products. Microsoft, Windows, Windows Vista and SQL Server are registered trademarks of Microsoft Corporation in the United States and other countries. Oracle and Oracle Database are trademarks or registered trademarks of Oracle Corporation and/or its affiliates in the United States and other countries.

IBM and DB2 are trademarks or registered trademarks of International Business Machines Corp., registered in the United States and other countries.

EtherCAT® is a registered trademark of Beckhoff Automation GmbH for their patented technology.

EtherNet/IP™, DeviceNet™ are trademarks of the ODVA.

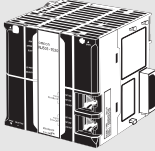
Other company names and product names in this document are the trademarks or registered trademarks of their respective companies.

Ordering Information

International Standards

- The standards are abbreviated as follows: U: UL, U1: UL (Class I Division 2 Products for Hazardous Locations), C: CSA, UC: cULus, UC1: cULus (Class I Division 2 Products for Hazardous Locations), CU: cUL, N: NK, L: Lloyd, and CE: EC Directives, C-Tick: C-Tick mark and KC: KC Registration.
- Contact your OMRON representative for further details and applicable conditions for these standards.

NJ501 CPU Units

Product Name	Specifications				Current consumption (A)		Model	Standards
	I/O capacity / maximum Model Standards number of configuration Units (Expansion Racks)	Program capacity	Memory capacity for variables	Number of motion axes	5 VDC	24 VDC		
NJ-series CPU Units 	2,560 points / 40 Units (3 Expansion Racks)	20 MB	2 MB: Retained during power interruption	64	1.90	-	NJ501-1520	UC1, N, L, CE, C-Tick, KC
			4 MB: Not retained during power interruption	32			NJ501-1420	
				16			NJ501-1320	
		3 MB	0.5 MB: Retained during power interruption	2			NJ101-1020	
			2 MB: Not retained during power interruption	0			NJ101-9020	

Automation Software Sysmac Studio

Please purchase a DVD and required number of licenses the first time you purchase the Sysmac Studio. DVDs and licenses are available individually. Each model of licenses does not include any DVD.

Product name	Specifications	Number of licenses	Media	Model	Standards
Sysmac Studio Standard Edition Ver.1.□□	The Sysmac Studio provides an integrated development environment to set up, program, debug, and maintain NJseries Controllers and other Machine Automation Controllers, as well as EtherCAT slaves. Sysmac Studio runs on the following OS. Windows XP (Service Pack 3 or higher, 32-bit version)/Windows Vista(32-bit version)/Windows 7(32-bit/64-bit version)/Windows 8(32-bit/64-bit version)/Windows 8.1(32-bit/64-bit version)	- (Media only)	DVD	SYSMAC-SE200D	-
	The Sysmac Studio Standard Edition DVD includes Support Software to set up EtherNet/IP Units, DeviceNet slaves, Serial Communications Units, and Support Software for creating screens on HMIs (CX-Designer). For details, refer to the Sysmac Integrated Catalogue (P072).	1 license *	-	SYSMAC-SE201L	-

* Multi licenses are available for the Sysmac Studio (3, 10, 30, or 50 licenses).

Recommended EtherCAT and EtherNet/IP Communications Cables

For the Recommended EtherCAT and EtherNet/IP Communications Cables, refer to the Machine Automation Controller NJ/NX-Series Datasheet.

Accessories

The following accessories come with the CPU Unit.

Item	Specifications
Battery	CJ1W-BAT01
End Cover	CJ1W-TER01 (necessary to be connected to the right end of the CPU Rack.)
End Plate	PFP-M (2 pcs)
SD Memory Card (Flash Memory 2 GB)	HMC-SD291

General Specification

For the common specifications of the NJ-series, refer to the Machine Automation Controller NJ/NX-Series Datasheet.

Performance Specifications

Item			NJ501-			NJ101-	
			1520	1420	1320	1020	9020
Programming	Memory for CJ-Series Units (Can be Specified with AT Specifications for Variables.)	EM Area	32,768 words × 25 banks * (E0_0 to E18_32767)			32,768 words × 4 banks * (E0_0 to E3_32767)	

* When the Spool function of the NJ501-1□20 is enabled, the DB Connection Service uses E9_0 to E18_32767.
When the Spool function of the NJ101-□□20 is enabled, the DB Connection Service uses E1_0 to E3_32767.

Furthermore, for the common specifications of the NJ-series, refer to to the Machine Automation Controller NJ/NX-Series Datasheet.
Refer to the specifications of the NJ501-□5□0 for those of the NJ501-1520, the NJ501-□4□0 for the NJ501-1420, the NJ501-□3□0 for the NJ501-1320, the 101-1020 for the NJ101-1□□0 and the 101-9020 for the NJ101-9□□0.

Function Specifications

Item			NJ501-1□20		NJ101-□□20
			Ver.1.07 or earlier	Ver.1.08 or later	
Debugging	Data Tracing	Maximum number of simultaneous data traces	4	2	2

Furthermore, for the common specifications of the NJ-series, refer to the Machine Automation Controller NJ/NX-Series Datasheet.

Functions Supported by NJ501-□□20 or NJ101-□020

Besides functions of the NJ501-1□00 or NJ101-□□00, functions supported by the NJ501-□□20 or NJ101-□020 are as follows.

Item	Description	
	NJ501-1□20	NJ101-□□20
Supported port	Built-in EtherNet/IP port	
Supported DB	Microsoft Corporation: SQL Server 2008/2008 R2/2012/2014 *1 Oracle Corporation: Oracle Database 10g /11g/12c *1 MySQL Community Edition 5.1/5.5/5.6 *2 International Business Machines Corporation (IBM): DB2 for Linux, UNIX and Windows 9.5/9.7/10.1/10.5 Firebird Foundation Incorporated: Firebird 2.1/2.5 The PostgreSQL Global Development Group: PostgreSQL 9.2/9.3/9.4 *1	
Number of DB Connections (Number of databases that can be connected at the same time)	3 connections max. *3	1
Instruction	Supported operations	The following operations can be performed by executing DB Connection Instructions in the NJ-series CPU Units. Inserting records (INSERT), Updating records (UPDATE), Retrieving records (SELECT), and Deleting records (DELETE)
	Number of columns in an INSERT operation	SQL Server: 1,024 columns max. Others: 1,000 columns max.
	Number of columns in an UPDATE operation	SQL Server: 1,024 columns max. Others: 1,000 columns max.
	Number of columns in a SELECT operation	SQL Server: 1,024 columns max. Others: 1,000 columns max.
	Number of records in the output of a SELECT operation	65,535 elements max., 4 MB max.
Run mode of the DB Connection Service	Operation Mode or Test Mode • Operation Mode: When each instruction is executed, the service actually accesses the DB. • Test Mode: When each instruction is executed, the service ends the instruction normally without accessing the DB actually.	
Spool function	Used to store SQL statements when an error occurred and resend the statements when the communications are recovered from the error. Spool capacity: 1 MB *2	
	Spool capacity	1 MB *4
Operation Log function	The following three types of logs can be used. • Execution Log: Log for tracing the executions of the DB Connection Service. • Debug Log: Detailed log for SQL statement executions of the DB Connection Service. • SQL Execution Failure Log: Log for execution failures of SQL statements due to a DB-caused factor.	
DB Connection Service shutdown function	Used to shut down the DB Connection Service after automatically saving the Operation Log files into the SD Memory Card.	

*1. SQL Server 2014, Oracle Database 12c and PostgreSQL 9.2/9.3/9.4 are supported by DBCon version 1.02 or higher.

*2. The supported storage engines of the DB are InnoDB and MyISAM.

*3. When two or more DB Connections are established, the operation cannot be guaranteed if you set different database types for the connections.

*4. Refer to "NJ-series Database Connection CPU Units User's Manual(W527)" for the information.

Unit Versions

Units	Models	Unit Version	DBCon Version
NJ-series Database Connection CPU Units	NJ501-1□20	Unit version 1.10	DBCon Ver.1.02 DBCon Ver.1.01
		Unit version 1.09 Unit version 1.08	DBCon Ver.1.01
		Unit version 1.07 Unit version 1.05	DBCon Ver.1.00
	NJ101-□□20	Unit version 1.10	DBCon Ver.1.02

Unit Versions, DBCon Versions and Programming Devices

The following table gives the relationship between unit versions of CPU Units and the corresponding Sysmac Studio versions.

Unit version of CPU Unit	DBCon Version	Corresponding version of Sysmac Studio
1.10 *	1.02	1.14
		1.13 1.12
	1.09	1.01
1.09		
1.08		1.08
1.07	1.00	1.07 1.06
		1.05

* For NJ101-□□20, Supported only by the Sysmac Studio version 1.14 or higher.

Functions That Were Added or Changed for Each Unit Version and Sysmac Studio Version

For the common specifications of the NJ-series, refer to the Machine Automation Controller NJ/NX-Series Datasheet.

External Interface

For the External Interface, refer to the Machine Automation Controller NJ/NX-Series Datasheet.

Dimensions

For the Dimensions, refer to the Machine Automation Controller NJ/NX-Series Datasheet.

Related Manuals

The following manuals are related to the DB Connection Service. Use these manuals for reference.

Manual name	Cat. No.	Model numbers	Application	Description
NJ-series Database Connection CPU Units User's Manual	W527	NJ501-□□20 NJ101-□□20	Learning about the functions and application procedures of the NJ-series DB Connection Service.	Describes the functions and application procedures of the NJ-series DB Connection Service.
Sysmac Studio Version 1 Operation Manual	W504	SYSMAC -SE2□□□	Learning about the operating procedures and functions of the Sysmac Studio.	Describes the operating procedures of the Sysmac Studio.

For the Related Manuals about the common specifications of the NJ-series, refer to the Machine Automation Controller NJ/NX-Series Datasheet.

Terms and Conditions of Sale

1. **Offer; Acceptance.** These terms and conditions (these "**Terms**") are deemed part of all quotes, agreements, purchase orders, acknowledgments, price lists, catalogs, manuals, brochures and other documents, whether electronic or in writing, relating to the sale of products or services (collectively, the "**Products**") by Omron Electronics LLC and its subsidiary companies ("**Omron**"). Omron objects to any terms or conditions proposed in Buyer's purchase order or other documents which are inconsistent with, or in addition to, these Terms.
2. **Prices; Payment Terms.** All prices stated are current, subject to change without notice by Omron. Omron reserves the right to increase or decrease prices on any unshipped portions of outstanding orders. Payments for Products are due net 30 days unless otherwise stated in the invoice.
3. **Discounts.** Cash discounts, if any, will apply only on the net amount of invoices sent to Buyer after deducting transportation charges, taxes and duties, and will be allowed only if (i) the invoice is paid according to Omron's payment terms and (ii) Buyer has no past due amounts.
4. **Interest.** Omron, at its option, may charge Buyer 1-1/2% interest per month or the maximum legal rate, whichever is less, on any balance not paid within the stated terms.
5. **Orders.** Omron will accept no order less than \$200 net billing.
6. **Governmental Approvals.** Buyer shall be responsible for, and shall bear all costs involved in, obtaining any government approvals required for the importation or sale of the Products.
7. **Taxes.** All taxes, duties and other governmental charges (other than general real property and income taxes), including any interest or penalties thereon, imposed directly or indirectly on Omron or required to be collected directly or indirectly by Omron for the manufacture, production, sale, delivery, importation, consumption or use of the Products sold hereunder (including customs duties and sales, excise, use, turnover and license taxes) shall be charged to and remitted by Buyer to Omron.
8. **Financial.** If the financial position of Buyer at any time becomes unsatisfactory to Omron, Omron reserves the right to stop shipments or require satisfactory security or payment in advance. If Buyer fails to make payment or otherwise comply with these Terms or any related agreement, Omron may (without liability and in addition to other remedies) cancel any unshipped portion of Products sold hereunder and stop any Products in transit until Buyer pays all amounts, including amounts payable hereunder, whether or not then due, which are owing to it by Buyer. Buyer shall in any event remain liable for all unpaid accounts.
9. **Cancellation; Etc.** Orders are not subject to rescheduling or cancellation unless Buyer indemnifies Omron against all related costs or expenses.
10. **Force Majeure.** Omron shall not be liable for any delay or failure in delivery resulting from causes beyond its control, including earthquakes, fires, floods, strikes or other labor disputes, shortage of labor or materials, accidents to machinery, acts of sabotage, riots, delay in or lack of transportation or the requirements of any government authority.
11. **Shipping; Delivery.** Unless otherwise expressly agreed in writing by Omron:
 - a. Shipments shall be by a carrier selected by Omron; Omron will not drop ship except in "break down" situations.
 - b. Such carrier shall act as the agent of Buyer and delivery to such carrier shall constitute delivery to Buyer;
 - c. All sales and shipments of Products shall be FOB shipping point (unless otherwise stated in writing by Omron), at which point title and risk of loss shall pass from Omron to Buyer; provided that Omron shall retain a security interest in the Products until the full purchase price is paid;
 - d. Delivery and shipping dates are estimates only; and
 - e. Omron will package Products as it deems proper for protection against normal handling and extra charges apply to special conditions.
12. **Claims.** Any claim by Buyer against Omron for shortage or damage to the Products occurring before delivery to the carrier must be presented in writing to Omron within 30 days of receipt of shipment and include the original transportation bill signed by the carrier noting that the carrier received the Products from Omron in the condition claimed.
13. **Warranties.** (a) **Exclusive Warranty.** Omron's exclusive warranty is that the Products will be free from defects in materials and workmanship for a period of twelve months from the date of sale by Omron (or such other period expressed in writing by Omron). Omron disclaims all other warranties, express or implied. (b) **Limitations.** OMRON MAKES NO WARRANTY OR REPRESENTATION, EXPRESS OR IMPLIED, ABOUT NON-INFRINGEMENT, MERCHANTABILITY OR FITNESS FOR A PARTICULAR PURPOSE OF THE PRODUCTS. BUYER ACKNOWLEDGES THAT IT ALONE HAS DETERMINED THAT THE PRODUCTS WILL SUITABLY MEET THE REQUIREMENTS OF THEIR INTENDED USE. Omron further disclaims all warranties and responsibility of any type for claims or expenses based on infringement by the Products or otherwise of any intellectual property right. (c) **Buyer Remedy.** Omron's sole obligation hereunder shall be, at Omron's election, to (i) replace (in the form originally shipped with Buyer responsible for labor charges for removal or replacement thereof) the non-complying Product, (ii) repair the non-complying Product, or (iii) repay or credit Buyer an amount equal to the purchase price of the non-complying Product; provided that in no event shall Omron be responsible for warranty, repair, indemnity or any other claims or expenses regarding the Products unless Omron's analysis confirms that the Products were properly handled, stored, installed and maintained and not subject to contamination, abuse, misuse or inappropriate modification. Return of any Products by Buyer must be approved in writing by Omron before shipment. Omron Companies shall not be liable for the suitability or unsuitability or the results from the use of Products in combination with any electrical or electronic components, circuits, system assemblies or any other materials or substances or environments. Any advice, recommendations or information given orally or in writing, are not to be construed as an amendment or addition to the above warranty. See <http://www.omron247.com> or contact your Omron representative for published information.
14. **Limitation on Liability; Etc.** OMRON COMPANIES SHALL NOT BE LIABLE FOR SPECIAL, INDIRECT, INCIDENTAL, OR CONSEQUENTIAL DAMAGES, LOSS OF PROFITS OR PRODUCTION OR COMMERCIAL LOSS IN ANY WAY CONNECTED WITH THE PRODUCTS, WHETHER SUCH CLAIM IS BASED IN CONTRACT, WARRANTY, NEGLIGENCE OR STRICT LIABILITY. Further, in no event shall liability of Omron Companies exceed the individual price of the Product on which liability is asserted.
15. **Indemnities.** Buyer shall indemnify and hold harmless Omron Companies and their employees from and against all liabilities, losses, claims, costs and expenses (including attorney's fees and expenses) related to any claim, investigation, litigation or proceeding (whether or not Omron is a party) which arises or is alleged to arise from Buyer's acts or omissions under these Terms or in any way with respect to the Products. Without limiting the foregoing, Buyer (at its own expense) shall indemnify and hold harmless Omron and defend or settle any action brought against such Companies to the extent based on a claim that any Product made to Buyer specifications infringed intellectual property rights of another party.
16. **Property; Confidentiality.** Any intellectual property in the Products is the exclusive property of Omron Companies and Buyer shall not attempt to duplicate it in any way without the written permission of Omron. Notwithstanding any charges to Buyer for engineering or tooling, all engineering and tooling shall remain the exclusive property of Omron. All information and materials supplied by Omron to Buyer relating to the Products are confidential and proprietary, and Buyer shall limit distribution thereof to its trusted employees and strictly prevent disclosure to any third party.
17. **Export Controls.** Buyer shall comply with all applicable laws, regulations and licenses regarding (i) export of products or information; (iii) sale of products to "forbidden" or other proscribed persons; and (ii) disclosure to non-citizens of regulated technology or information.
18. **Miscellaneous.** (a) **Waiver.** No failure or delay by Omron in exercising any right and no course of dealing between Buyer and Omron shall operate as a waiver of rights by Omron. (b) **Assignment.** Buyer may not assign its rights hereunder without Omron's written consent. (c) **Law.** These Terms are governed by the law of the jurisdiction of the home office of the Omron company from which Buyer is purchasing the Products (without regard to conflict of law principles). (d) **Amendment.** These Terms constitute the entire agreement between Buyer and Omron relating to the Products, and no provision may be changed or waived unless in writing signed by the parties. (e) **Severability.** If any provision hereof is rendered ineffective or invalid, such provision shall not invalidate any other provision. (f) **Setoff.** Buyer shall have no right to set off any amounts against the amount owing in respect of this invoice. (g) **Definitions.** As used herein, "including" means "including without limitation"; and "Omron Companies" (or similar words) mean Omron Corporation and any direct or indirect subsidiary or affiliate thereof.

Certain Precautions on Specifications and Use

1. **Suitability of Use.** Omron Companies shall not be responsible for conformity with any standards, codes or regulations which apply to the combination of the Product in the Buyer's application or use of the Product. At Buyer's request, Omron will provide applicable third party certification documents identifying ratings and limitations of use which apply to the Product. This information by itself is not sufficient for a complete determination of the suitability of the Product in combination with the end product, machine, system, or other application or use. Buyer shall be solely responsible for determining appropriateness of the particular Product with respect to Buyer's application, product or system. Buyer shall take application responsibility in all cases but the following is a non-exhaustive list of applications for which particular attention must be given: (i) Outdoor use, uses involving potential chemical contamination or electrical interference, or conditions or uses not described in this document. (ii) Use in consumer products or any use in significant quantities. (iii) Energy control systems, combustion systems, railroad systems, aviation systems, medical equipment, amusement machines, vehicles, safety equipment, and installations subject to separate industry or government regulations. (iv) Systems, machines and equipment that could present a risk to life or property. Please know and observe all prohibitions of use applicable to this Product. NEVER USE THE PRODUCT FOR AN APPLICATION INVOLVING SERIOUS RISK TO LIFE OR PROPERTY OR IN LARGE QUANTITIES WITHOUT ENSURING THAT THE SYSTEM AS A WHOLE HAS BEEN DESIGNED TO ADDRESS THE RISKS, AND THAT THE OMRON'S PRODUCT IS PROPERLY RATED AND INSTALLED FOR THE INTENDED USE WITHIN THE OVERALL EQUIPMENT OR SYSTEM.
2. **Programmable Products.** Omron Companies shall not be responsible for the user's programming of a programmable Product, or any consequence thereof.
3. **Performance Data.** Data presented in Omron Company websites, catalogs and other materials is provided as a guide for the user in determining suitability and does not constitute a warranty. It may represent the result of Omron's test conditions, and the user must correlate it to actual application requirements. Actual performance is subject to the Omron's Warranty and Limitations of Liability.
4. **Change in Specifications.** Product specifications and accessories may be changed at any time based on improvements and other reasons. It is our practice to change part numbers when published ratings or features are changed, or when significant construction changes are made. However, some specifications of the Product may be changed without any notice. When in doubt, special part numbers may be assigned to fix or establish key specifications for your application. Please consult with your Omron's representative at any time to confirm actual specifications of purchased Product.
5. **Errors and Omissions.** Information presented by Omron Companies has been checked and is believed to be accurate; however, no responsibility is assumed for clerical, typographical or proofreading errors or omissions.

OMRON AUTOMATION AND SAFETY • THE AMERICAS HEADQUARTERS • Chicago, IL USA • 847.843.7900 • 800.556.6766 • www.omron247.com

OMRON CANADA, INC. • HEAD OFFICE

Toronto, ON, Canada • 416.286.6465 • 866.986.6766 • www.omron247.com

OMRON ELECTRONICS DE MEXICO • HEAD OFFICE

México DF • 52.55.59.01.43.00 • 01-800-226-6766 • mela@omron.com

OMRON ELECTRONICS DE MEXICO • SALES OFFICE

Apodaca, N.L. • 52.81.11.56.99.20 • 01-800-226-6766 • mela@omron.com

OMRON ELETRÔNICA DO BRASIL LTDA • HEAD OFFICE

São Paulo, SP, Brasil • 55.11.2101.6300 • www.omron.com.br

OMRON ARGENTINA • SALES OFFICE

Cono Sur • 54.11.4783.5300

OMRON CHILE • SALES OFFICE

Santiago • 56.9.9917.3920

OTHER OMRON LATIN AMERICA SALES

54.11.4783.5300

OMRON EUROPE B.V. • Wegalaan 67-69, NL-2132 JD, Hoofddorp, The Netherlands. • +31 (0) 23 568 13 00 • www.industrial.omron.eu

Authorized Distributor:

Automation Control Systems

- Machine Automation Controllers (MAC) • Programmable Controllers (PLC)
- Operator interfaces (HMI) • Distributed I/O • Software

Drives & Motion Controls

- Servo & AC Drives • Motion Controllers & Encoders

Temperature & Process Controllers

- Single and Multi-loop Controllers

Sensors & Vision

- Proximity Sensors • Photoelectric Sensors • Fiber-Optic Sensors
- Amplified Photomicrosensors • Measurement Sensors
- Ultrasonic Sensors • Vision Sensors

Industrial Components

- RFID/Code Readers • Relays • Pushbuttons & Indicators
- Limit and Basic Switches • Timers • Counters • Metering Devices
- Power Supplies

Safety

- Laser Scanners • Safety Mats • Edges and Bumpers • Programmable Safety Controllers • Light Curtains • Safety Relays • Safety Interlock Switches