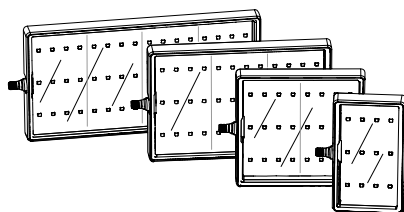


# WLA Series Encapsulated Work Light



Heavy-Duty LED Work Light



- High power solid state LED array
- Illuminates a large area with an even pattern of light and no shadows
- Designed for area and machine lighting
- Rugged thermoplastic housing with electronics completely encapsulated in clear polyurethane
- Resistant to many chemicals, including coolants and detergents
- Available in four sizes
- Cabled and quick-disconnect models available

## Models

Models	Housing Length <sup>1</sup> "L <sub>1</sub> "	Connection <sup>2</sup>	LED Color	Environmental Rating	Input Voltage
WLAW105X180EQ	105 mm	4-pin Euro integral QD connector	Cool white	IP67, IP68, IP69K	12 to 30V dc
WLAW190X180EQ	190 mm				
WLAW275X180EQ	275 mm				
WLAW360X180EQ	360 mm				

## Specifications

### Supply Voltage and Current

12 to 30V dc (10% max. ripple)

Use only with suitable Class 2 power supply.

Max current per length:

Light Length	12V dc	24V dc	30V dc	Watts
105 mm	0.8A	0.4A	0.32A	9.6
190 mm	1.6A	0.8A	0.64A	19.2
275 mm	2.4A	1.2A	0.96A	28.8
360 mm	3.2A	1.6A	1.28A	38.4

Light Length	Lumens <sup>3</sup>	Max Lux <sup>3</sup> at 1 m
105 mm	550	215
190 mm	1100	430
275 mm	1650	645
360 mm	2200	860

<sup>1</sup> See *Dimensions* on page 2.

<sup>2</sup> Integral QD models only are listed. For integral 2 m (6.5 ft) PVC cable, omit suffix **Q** from model number (for example, **WLAW105X180E**). A model with a QD requires a mating cordset (see *Cordsets* on page 3).

<sup>3</sup> Lumen and lux values are typical when operating at 25 °C (77 °F) ambient temperature.



**Light Characteristics**

Cool White: 5200 – 7500K

**Construction**

PBT housing; nickel-plated brass connector or PVC-jacketed cable, polyurethane encapsulated

**Environmental Rating**

IEC IP67, IP68, IP69K, per DIN 40050

**Connections**

Integral 4-pin Euro style QD, or 2 m (6.5 ft) integral cable

**Operating Temperature**

-20 °C to +50 °C (-4 °F +122 °F)

**Storage Temperature**

-40 °C to +70 °C (-40 °F to +158 °F)

**Vibration and Mechanical Shock**

All models meet Mil. Std. 202F requirements method 201A (vibration: 10 to 60 Hz max., double amplitude 0.06", maximum acceleration 10G). Also meets IEC 947-5-2; 30G 11 ms duration, half sine wave.

**Certifications**

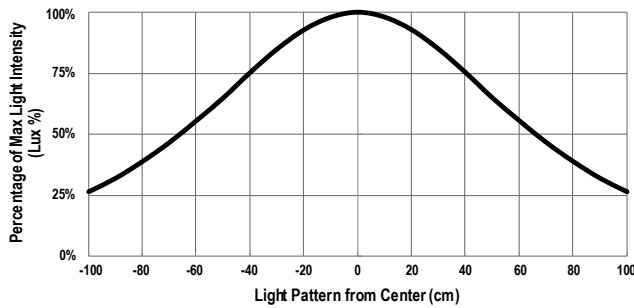
Pending



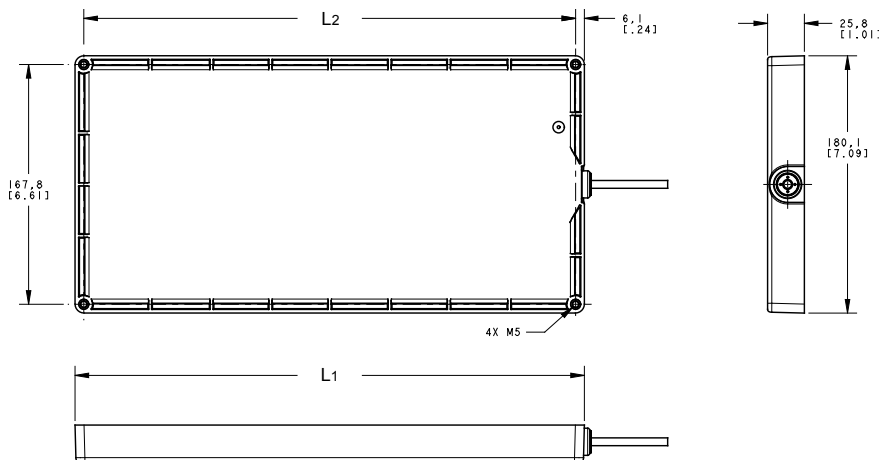
**NOTE:** Do not spray cable with high-pressure sprayer, or cable damage will result.

**Beam Pattern**

Percentage of Maximum Light Intensity for Models at 1 m (typical)

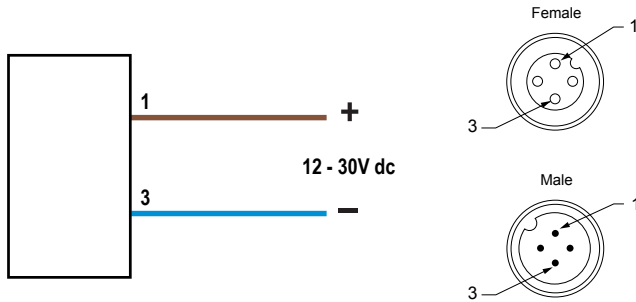


**Dimensions**



Model	L <sub>1</sub>	L <sub>2</sub>
WLAW105X..	105.1 mm (4.14 in)	92.8 mm (3.66 in)
WLAW190X..	180.1 mm (7.09 in)	167.8 mm (6.61 in)
WLAW275X..	272.7 mm (10.74 in)	260.3 mm (10.25 in)
WLAW360X..	356.6 mm (14.04 in)	344.3 mm (13.55 in)

## Wiring



### Wiring Key:

- 1 = Brown
- 3 = Blue

## Cordsets

4-Pin Threaded M12/Euro-Style Cordsets				
Model	Length	Style	Dimensions	Pinout
MQDC-406	1.83 m (6 ft)	Straight		
MQDC-415	4.57 m (15 ft)			
MQDC-430	9.14 m (30 ft)			
MQDC-450	15.2 m (50 ft)			
MQDC-406RA	1.83 m (6 ft)	Right-Angle		1 = Brown 2 = White 3 = Blue 4 = Black
MQDC-415RA	4.57 m (15 ft)			
MQDC-430RA	9.14 m (30 ft)			
MQDC-450RA	15.2 m (50 ft)			

## Accessory Brackets

### SMBBSSM

- 316 stainless steel bracket and hardware
- Includes 2 brackets; four M5 socket drive, button head screws to attach to light



### SMBBSRA

- 316 stainless steel bracket and hardware
- Right-angle swivel bracket for versatile orientation



### SMBWLAMAG

- Magnetic mounting bracket for easy attachment to steel surfaces
- SMBWLAMAGR protective cover also available to prevent scratches to painted surfaces



## **Banner Engineering Corp Limited Warranty**

Banner Engineering Corp. warrants its products to be free from defects in material and workmanship for one year following the date of shipment. Banner Engineering Corp. will repair or replace, free of charge, any product of its manufacture which, at the time it is returned to the factory, is found to have been defective during the warranty period. This warranty does not cover damage or liability for misuse, abuse, or the improper application or installation of the Banner product.

**THIS LIMITED WARRANTY IS EXCLUSIVE AND IN LIEU OF ALL OTHER WARRANTIES WHETHER EXPRESS OR IMPLIED (INCLUDING, WITHOUT LIMITATION, ANY WARRANTY OF MERCHANTABILITY OR FITNESS FOR A PARTICULAR PURPOSE), AND WHETHER ARISING UNDER COURSE OF PERFORMANCE, COURSE OF DEALING OR TRADE USAGE.**

This Warranty is exclusive and limited to repair or, at the discretion of Banner Engineering Corp., replacement. **IN NO EVENT SHALL BANNER ENGINEERING CORP. BE LIABLE TO BUYER OR ANY OTHER PERSON OR ENTITY FOR ANY EXTRA COSTS, EXPENSES, LOSSES, LOSS OF PROFITS, OR ANY INCIDENTAL, CONSEQUENTIAL OR SPECIAL DAMAGES RESULTING FROM ANY PRODUCT DEFECT OR FROM THE USE OR INABILITY TO USE THE PRODUCT, WHETHER ARISING IN CONTRACT OR WARRANTY, STATUTE, TORT, STRICT LIABILITY, NEGLIGENCE, OR OTHERWISE.**

Banner Engineering Corp. reserves the right to change, modify or improve the design of the product without assuming any obligations or liabilities relating to any product previously manufactured by Banner Engineering Corp.