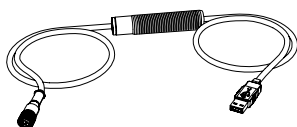


Pro Editor Converter Cable



Datasheet

For Use with Banner Pro Editor Software and Banner Pro Series-enabled Devices



- Connects Pro Series-enabled devices to the PC-based Pro Editor software
- Can be used with mating accessory ACC-PRO-CABLE5 for connection to devices with an integral cable or terminal connection
- Banner's Pro Editor software is free to download and available from the product page of any Pro Series-enabled device or at www.bannerengineering.com/proeditor
- Full preview capabilities are available with the use of power supply PSW-24-1 and splitter CSB-M1251FM1251M



Note: When connected to a Microsoft Windows 10 device for the first time, the Pro Converter Cable automatically installs the correct Microsoft driver.¹ When connected to a Microsoft Windows 7 device for the first time, the Pro Converter Cable drivers must be installed manually. For more information, see www.bannerengineering.com/proeditor and search p/n 206058 to view the Pro Editor software instruction manual.

Model	Adapter	Length	Connections
MQDC-506-USB	Pro Editor Software	1.83 m (6 ft)	USB and 5-pin M12/Euro-style quick disconnect

Pro Editor Software



Banner's Pro Editor software offers an easy way to configure Pro Series-enabled lighting and indicator devices, allowing users full control of device states.

Use the Pro Converter Cable to connect Pro Series-enabled devices to read, write, and preview device states.

For more information, see www.bannerengineering.com/proeditor and search p/n 206058 to view the Pro Editor software instruction manual.

Features



Figure 1. Pro Converter Cable LED Indicators

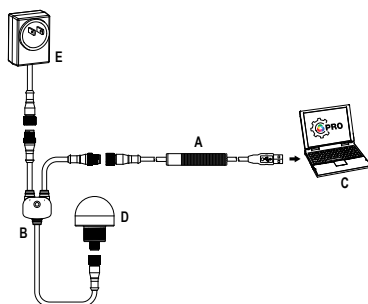
PWR (Cable Power Indicator)

LED Behavior	Condition
Off	No power
Slow blinking green (0.5 Hz)	Normal mode

INF (Device Information Indicator)

LED Behavior	Condition
Off	Device power off
Solid amber	Device power on
Fast flashing red (10 Hz)	Device power fault

Recommended Setup





Key

- A = Pro Converter Cable
- B = Splitter cable
- C = PC based Pro Editor software
- D = Pro Series-enabled device
- E = Power supply

¹ Microsoft® and Windows® are registered trademarks of Microsoft Corporation in the United States and/or other countries.



Specifications and Requirements

Pro Converter Cable Specifications		Pro Editor Software PC Requirements	
Input Voltage 5 V dc from USB Type A connector Output Voltage 20 V dc Banner Compatible Devices View compatible devices at www.bannerengineering.com/proeditor Certifications 	Indicators 2 LED indicators: Green Flashing: Power on Amber Solid: Device on Red Flashing: Device power fault Communications 5-pin M12/Euro-style quick disconnect connector compatible with Banner Pro Series-enabled devices	Operating System Microsoft® Windows® operating system versions 7 or 10 Hard Drive Space 20 MB USB Available USB port 	Screen Resolution 1366 x 768 full color minimum Third-Party Software .NET version 4.5.2 or higher <div style="border: 1px solid black; padding: 5px; margin-top: 10px;"> Important: Administrative rights are required to install the Pro Editor software. </div>

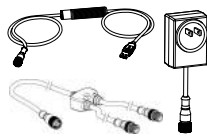
Accessories

Pro Editor Hardware

PRO-KIT

Includes:

- Pro Converter Cable (MQDC-506-USB)
- Splitter (CSB-M1251FM1251M)
- Power Supply (PSW-24-1)



PRO-KIT-K50

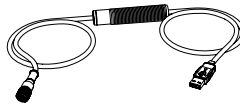
Includes:

- Pro Series-enabled K50 (K50L2RGB7Q)
- Pro Converter Cable (MQDC-506-USB)
- Splitter (CSB-M1251FM1251M)
- Power Supply (PSW-24-1)



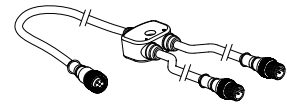
MQDC-506-USB

- Pro Converter Cable
- 1.83 m (6 ft) M12/Euro-style quick disconnect to Device and USB to PC
- Required for connection to Pro Editor



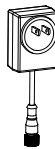
CSB-M1251FM1251M

- 5-pin parallel Y splitter (Male-Male-Female)
- For full Pro Editor preview capability
- Requires external power supply, ordered separately



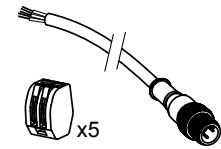
PSW-24-1

- 24 V dc, 1 A power supply
- 2 m (6.5 ft) PVC cable with M12/Euro-style quick disconnect
- Provides external power with splitter cable, ordered separately



ACC-PRO-CABLE5

- Mating accessory for cabled and terminal models
- 150 mm (6 inch) PVC cable with M12/Euro-style quick disconnect
- 5 lever wire nuts included
- Required to connect cabled models to Pro Converter Cable, ordered separately



Banner Engineering Corp. Limited Warranty

Banner Engineering Corp. warrants its products to be free from defects in material and workmanship for one year following the date of shipment. Banner Engineering Corp. will repair or replace, free of charge, any product of its manufacture which, at the time it is returned to the factory, is found to have been defective during the warranty period. This warranty does not cover damage or liability for misuse, abuse, or the improper application or installation of the Banner product.

THIS LIMITED WARRANTY IS EXCLUSIVE AND IN LIEU OF ALL OTHER WARRANTIES WHETHER EXPRESS OR IMPLIED (INCLUDING, WITHOUT LIMITATION, ANY WARRANTY OF MERCHANTABILITY OR FITNESS FOR A PARTICULAR PURPOSE), AND WHETHER ARISING UNDER COURSE OF PERFORMANCE, COURSE OF DEALING OR TRADE USAGE.

This Warranty is exclusive and limited to repair or, at the discretion of Banner Engineering Corp., replacement. **IN NO EVENT SHALL BANNER ENGINEERING CORP. BE LIABLE TO BUYER OR ANY OTHER PERSON OR ENTITY FOR ANY EXTRA COSTS, EXPENSES, LOSSES, LOSS OF PROFITS, OR ANY INCIDENTAL, CONSEQUENTIAL OR SPECIAL DAMAGES RESULTING FROM ANY PRODUCT DEFECT OR FROM THE USE OR INABILITY TO USE THE PRODUCT, WHETHER ARISING IN CONTRACT OR WARRANTY, STATUTE, TORT, STRICT LIABILITY, NEGLIGENCE, OR OTHERWISE.**

Banner Engineering Corp. reserves the right to change, modify or improve the design of the product without assuming any obligations or liabilities relating to any product previously manufactured by Banner Engineering Corp. Any misuse, abuse, or improper application or installation of this product or use of the product for personal protection applications when the product is identified as not intended for such purposes will void the product warranty. Any modifications to this product without prior express approval by Banner Engineering Corp will void the product warranties. All specifications published in this document are subject to change; Banner reserves the right to modify product specifications or update documentation at any time. Specifications and product information in English supersede that which is provided in any other language. For the most recent version of any documentation, refer to: www.bannerengineering.com.

FCC Part 15 and CAN ICES-3 (B)/NMB-3(B)

This device complies with part 15 of the FCC Rules and CAN ICES-3 (B)/NMB-3(B). Operation is subject to the following two conditions:

1. This device may not cause harmful interference, and
2. This device must accept any interference received, including interference that may cause undesired operation.

This equipment has been tested and found to comply with the limits for a Class B digital device, pursuant to part 15 of the FCC Rules and CAN ICES-3 (B)/NMB-3(B). These limits are designed to provide reasonable protection against harmful interference in a residential installation. This equipment generates, uses and can radiate radio frequency energy and, if not installed and used in accordance with the instructions, may cause harmful interference to radio communications. However, there is no guarantee that interference will not occur in a particular installation. If this equipment does cause harmful interference to radio or television reception, which can be determined by turning the equipment off and on, the user is encouraged to try to correct the interference by one or more of the following measures:

- Reorient or relocate the receiving antenna.
- Increase the separation between the equipment and receiver.
- Connect the equipment into an outlet on a circuit different from that to which the receiver is connected.
- Consult the manufacturer.