

# Wireless Q45



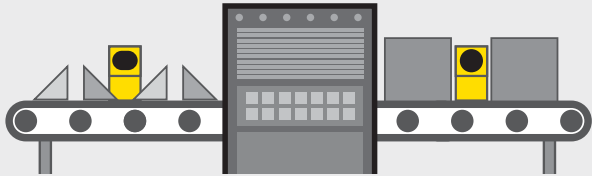
Self-contained wireless solutions for control and monitoring applications

- Cost effective
- Battery powered
- Compact housing
- Designed for fast installation

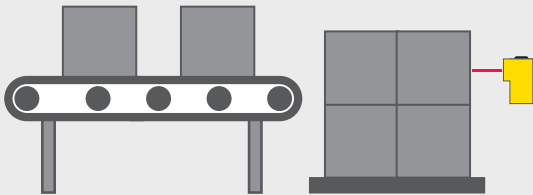


# Q45 Photoelectric Sensors

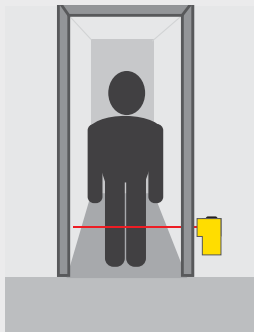
## Applications



Part Counting: Overall Equipment Effectiveness



Presence Sensing: Finished Pallet




General Access Monitoring: Restricted Area



Q45 Photoelectric Sensors combine a sensor, wireless node, and an internal battery to make it easy to solve challenging factory applications or add sensing to existing industrial systems.

- Truly self-contained with no need for cables, cord sets, or external power
- Up to 1.5 years of battery life
- Designed for fast installation and ease of changeovers



\* Emitter and Receiver (E/R) are normally specified in pairs

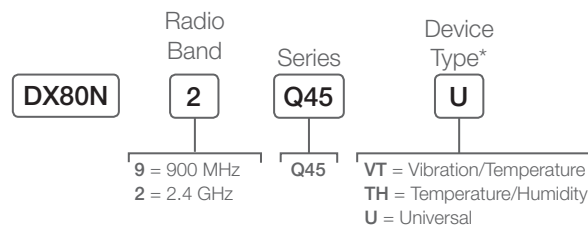
# Q45 Nodes for Predictive Maintenance



To save on installation time, Q45 1-wire serial nodes are pre-configured to work with Banner 1-wire serial sensors. The compact size, integrated lithium batteries, and a variety of compatible sensors makes remote monitoring easy.

- The Q45VT is designed to pair with the QM42VT1 vibration and temperature sensor. Vibration thresholds can be set using DIP switches.
- The Q45TH connects directly to the M12FTH4Q temperature and humidity sensor. Sample rates can be set using DIP switches.
- The Q45U is a universal 1-wire serial node that reads any Banner 1-wire serial sensor and determines an efficient power setting.

## Select Your Node

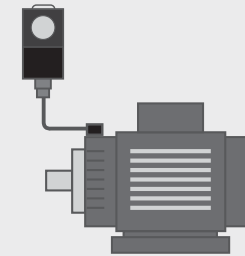


\* Sensor units must be ordered separately

## Select Your Sensor



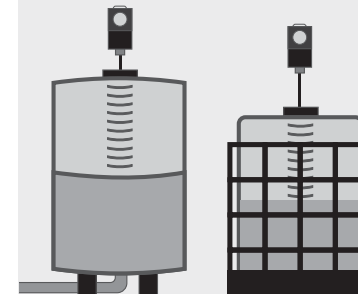
## Applications



Vibration Monitoring




Environmental Monitoring



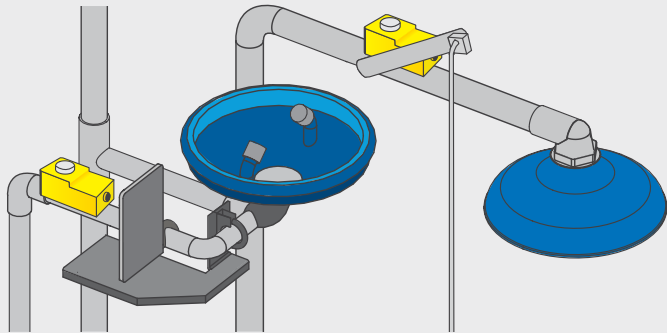
Tank Level Monitoring

# Q45 Switches & Push Buttons

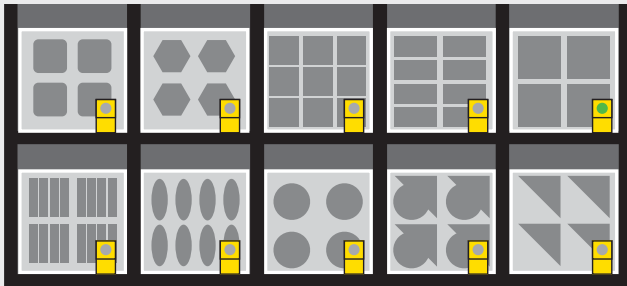
## Applications



Remote Monitoring & Control: Door Status



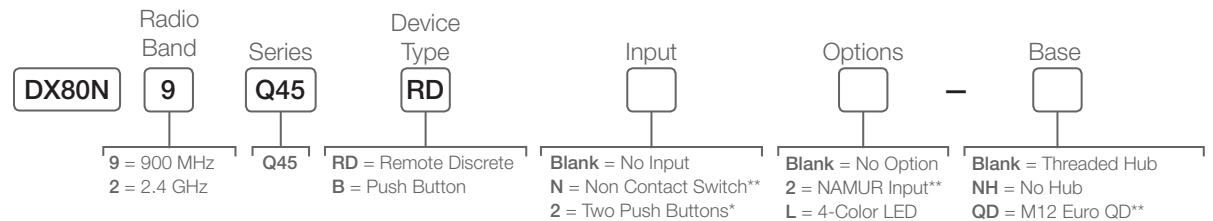
Remote Monitoring: Safety Shower and Eye Wash



Error Proofing: Pick-To-Light

Q45 Switches & Push Buttons are designed to accept remote dry contact, NAMUR, and discrete non-contact switch inputs to be used in many factory automation, remote monitoring and IIoT applications.

- Remote discrete models are designed to interface with isolated dry contact inputs or NAMUR inductive proximity sensors.
- Button and light models have independently controlled push button inputs and a multi-color LED indicator light.
- Remote discrete non-contact switch models use a reed switch and a magnet to sense the position of mechanical devices such as doors, levers, valves, and other actuators.



\* Only available with B model  
\*\* Only available with RD model



PN 205948

© 2018 Banner Engineering Corp. Minneapolis, MN USA

1-888-373-6767

[www.bannerengineering.com](http://www.bannerengineering.com)

