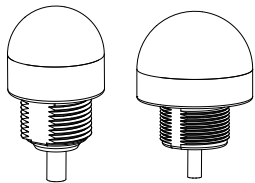


EZ-LIGHT® K30L and K50L Hazardous Area (Ex mb) Indicators

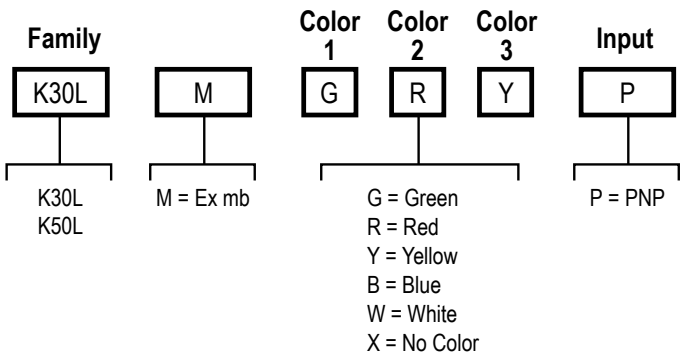


Datasheet



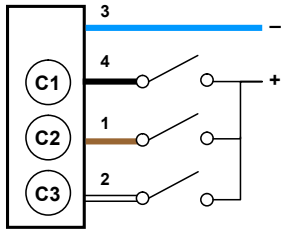
- For use in hazardous areas
- ATEX, CSA c/us, and IECEx certifications
- Fully sealed and rated to IP67/IP69K
- 1-, 2-, or 3-color models available; 5 available colors

Models



K30L Models	K50L Models	Connection	LED Function	Input
K30LMGXXP	K50LMGXXP	2 m (6.5 ft) PVC integral cable	1 Color: Green	PNP
K30LMYXXP	K50LMYXXP		1 Color: Yellow	
K30LMRXXP	K50LMRXXP		1 Color: Red	
K30LMBXXP	K50LMBXXP		1 Color: Blue	
K30LMWXXP	K50LMWXXP		1 Color: White	
K30LMGRXP	K50LMGRXP		2 Color: Green, Red	
K30LMGYXP	K50LMGYXP		2 Color: Green, Yellow	
K30LMRYXP	K50LMRYXP		2 Color: Red, Yellow	
K30LMGRYP	K50LMGRYP		3 Color: Green, Red, Yellow	

Wiring Diagram



Wiring Key
1 = Brown
2 = White
3 = Blue
4 = Black

Color Key
C1 = Color 1
C2 = Color 2
C3 = Color 3



General Notes and **Conditions** for Safe Use

1. The dust rating of enclosures/panels may be invalidated by the installation of the EZ-LIGHT(s). The installation of the EZ-LIGHT(s) in a particular enclosure/panel is subject to the evaluation/acceptance of the applicable approval agency.
2. For K50L installations in Dust Atmospheres, use the female NPT conduit entry with applicable wiring methods in accordance with Canadian Electrical Code (Canada) and National Electrical Code (United States).
3. The user has the responsibility to ensure that all local, state, and national laws, rules, codes, or regulations relating to the installation and use of this Banner device in any particular application are satisfied. This Banner device must be installed by Qualified Persons¹, in accordance with this document and applicable regulations.
4. Do not attempt any repairs to this Banner device; it contains no field-replaceable parts or components.
5. The nonconducting materials of this device may be susceptible to ignition-capable level of electrostatic charging and precautions must be taken to avoid this. The user/installer shall ensure that the equipment is not installed in a location where it may be subjected to external conditions (such as high-pressure steam) which are conducive to creating a build-up of electrostatic charges.
6. If the equipment is likely to come into contact with aggressive substances², then it is the responsibility of the user to take suitable precautions³ that prevent it from being adversely affected, thus ensuring that the type of protection is not compromised.
7. Clean with a damp cloth only.
8. For indicators with multiple colors, only one color is intended to be on at a time.
9. EX ta requires that the prospective short circuit current of the supply must not exceed 10 kA.

Specifications

Supply Voltage and Current

10 V dc to 30 V dc (25 mA max.)

Indicators

Entire translucent diffuser or dome provides indication. LEDs are independently selected: Green, Red, Yellow, Blue, or White; 1, 2, or 3 colors, depending on model. For other colors/combinations, contact Banner Engineering for availability.

Environmental Rating

IEC IP67/IEC IP69K

Approvals

CSA-c/us
Gas & Vapors: Class I Zone 1 AEx/Ex mb IIC T4 Gb
Dust: Class II Zone 20 AEx/Ex ta IIIC T135°C Da / Class II Div 1 Group EFG, Class III Div 1 (K50L only)
CSA 14.2679646

ATEX/IECEX

Gas & Vapours: II 2 G Ex mb IIC T4 Gb (Group IIC Zone 1)
Dust: II 1 D Ex ta IIIC T135°C Da (Group IIIC Zone 20)
Sira 13ATEX5270X
IECEX Sir 13.0099X

Construction

Base: polycarbonate
Translucent dome: polycarbonate

Connections

K30: 2 m (6.5 ft) PVC integral cable
K50: 2 m (6.5 ft) PVC integral cable

Operating Conditions

Ta = -40 °C to +50 °C (-40 °F to +122 °F)

Certifications



IEC IECEX SIR 13.0099X
ATEX Sira 13ATEX5270X
CSA CoC 2679646

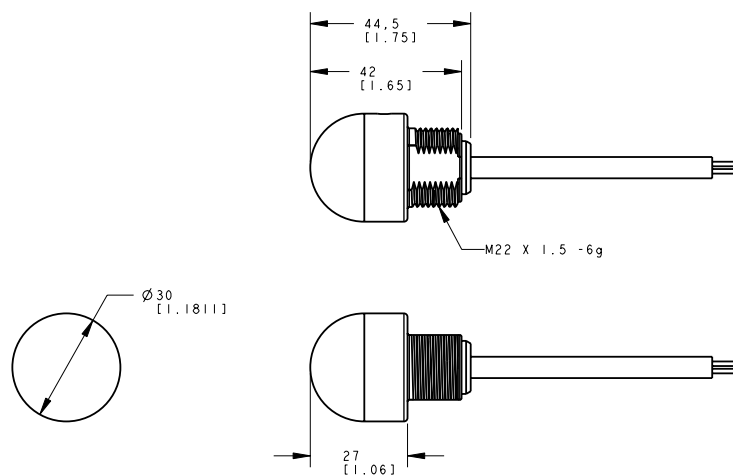
¹ A person who, by possession of a recognized degree or certification of professional training, or who, by extensive knowledge, training and experience, has successfully demonstrated the ability to solve problems relating to the subject matter and work.

² Aggressive substances—for example, acidic liquids or gases that may attack metals, or solvents that may affect polymeric materials.

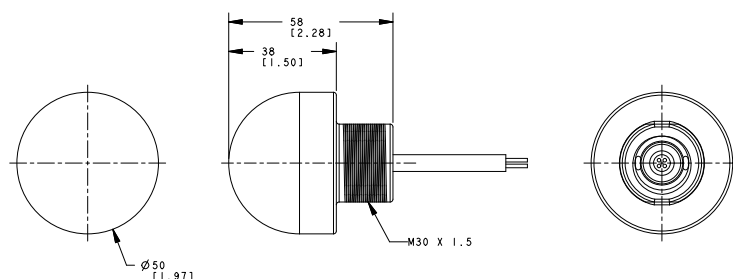
³ Suitable precaution—for example, regular checks as part of routine inspections or establishing from the materials data sheet that it is resistant to specific chemicals.

Dimensions

K30L Cabled Models



K50L Cabled Models



Banner Engineering Corp. Limited Warranty

Banner Engineering Corp. warrants its products to be free from defects in material and workmanship for one year following the date of shipment. Banner Engineering Corp. will repair or replace, free of charge, any product of its manufacture which, at the time it is returned to the factory, is found to have been defective during the warranty period. This warranty does not cover damage or liability for misuse, abuse, or the improper application or installation of the Banner product.

THIS LIMITED WARRANTY IS EXCLUSIVE AND IN LIEU OF ALL OTHER WARRANTIES WHETHER EXPRESS OR IMPLIED (INCLUDING, WITHOUT LIMITATION, ANY WARRANTY OF MERCHANTABILITY OR FITNESS FOR A PARTICULAR PURPOSE), AND WHETHER ARISING UNDER COURSE OF PERFORMANCE, COURSE OF DEALING OR TRADE USAGE.

This Warranty is exclusive and limited to repair or, at the discretion of Banner Engineering Corp., replacement. IN NO EVENT SHALL BANNER ENGINEERING CORP. BE LIABLE TO BUYER OR ANY OTHER PERSON OR ENTITY FOR ANY EXTRA COSTS, EXPENSES, LOSSES, LOSS OF PROFITS, OR ANY INCIDENTAL, CONSEQUENTIAL OR SPECIAL DAMAGES RESULTING FROM ANY PRODUCT DEFECT OR FROM THE USE OR INABILITY TO USE THE PRODUCT, WHETHER ARISING IN CONTRACT OR WARRANTY, STATUTE, TORT, STRICT LIABILITY, NEGLIGENCE, OR OTHERWISE.

Banner Engineering Corp. reserves the right to change, modify or improve the design of the product without assuming any obligations or liabilities relating to any product previously manufactured by Banner Engineering Corp. Any misuse, abuse, or improper application or installation of this product or use of the product for personal protection applications when the product is identified as not intended for such purposes will void the product warranty. Any modifications to this product without prior express approval by Banner Engineering Corp will void the product warranties. All specifications published in this document are subject to change; Banner reserves the right to modify product specifications or update documentation at any time. Specifications and product information in English supersede that which is provided in any other language. For the most recent version of any documentation, refer to:

www.bannerengineering.com.