



—
ABB France
Electrification Products Division
Low Voltage Products and Systems
3, rue Jean Perrin
F-69680 Chassieu
France

ABB STOTZ-KONTAKT GmbH
Electrification Products Division
Low Voltage Products and Systems
Eppelheimer Straße 82
D-69123 Heidelberg,
Germany

You can find the address of your local sales organization
on the ABB homepage



abb.com/lowvoltage

Additional information

We reserve the right to make technical changes or modify the contents of this document without prior notice. With regard to purchase orders, the agreed particulars shall prevail. ABB AG does not accept any responsibility whatsoever for potential errors or possible lack of information in this document.

We reserve all rights in this document and in the subject matter and illustrations contained therein. Any reproduction, disclosure to third parties or utilization of its contents – in whole or in parts – is forbidden without prior written consent of ABB AG.

© Copyright 2018 ABB. All rights reserved.
Specifications subject to change without notice.

2CDC111111B0201 Rev. A 02/2018

Just push it

Push-in Spring motor starting solution



- Faster than ever installation
- Easier than ever wiring
- Reliable as ever connections

—
With the new Push-in Spring motor starting solution, one push is all you need for extremely fast wiring. No tool is required, so you can save up to 50% wiring time with Push-in Spring compared to conventional spring solutions. And the connections are just as reliable. So for speed, ease and reliability, just push it.



Faster than ever installation

Just push it

Imagine a motor starting solution that's twice as fast to install. With Push-in Spring, you no longer need to imagine – it's a reality. Push-in mode allows you to insert both ferruled and rigid cables without the need to use any tools, boosting your productivity like never before.



Speed up your projects

2-in-1 connection

For the very first time, ABB's 2-in-1 connection allows you to use ferruled and rigid cables (Push-in mode) or cables without ferrules (Spring mode) in the same terminal. In Push-in mode, cables can be inserted by just simply pushing them in by hand.

Smart accessories

100% tool-free mount and dismount connecting kits significantly reduce installation time. You can connect devices for direct on-line, reversing and star-delta starters, without using any wires.

Complete solution

High connection capacities are optimized for motor starting solutions up to 18.5 kW 400 V AC-3 and 50 A AC-1 (25 hp 480 V and 45 A 600 V general use). This includes short-circuit fuseless protection up to 100 kA. Push-in Spring accessories can be mounted on the standard screw range of manual motor starters and contactors.

Easier than ever wiring

Just push it

Push-in Spring technology opens up new possibilities. With its unmatched ease of use, wiring becomes far more intuitive. This eliminates the need for special training and reduces the chance of wiring error. What possibilities will it open up for you?



Easy to install

Automated wiring

The Push-in Spring motor starting solution features 90° cable insertion for all terminals. Front access to terminals aids smooth, robust insertion of cables and makes automated robot wiring possible.

Intuitive wiring

With Push-in Spring, all cables and connecting links use the same round shape entry, whilst the square terminals above are clearly marked with screwdriver symbols. The result? Wiring and de-wiring that's intuitive and easily repeatable without cabling error, with little to no training required.

Just one screwdriver required

For de-wiring, only one screwdriver size is needed for the entire range. No twisting or turning is required either, so there's less chance of damage to the terminals and to your installation as a whole.



**Continuous operation****Robust by design**

The special spring design guarantees excellent electrical contact. The design provides strict control of contact strength, independent from operator, giving you complete assurance.

Vibration-proof

You can count on Push-in Spring connections, even in harsh environments. Push-in Spring technology has been shock and vibration tested according to IEC 60068-2-27 and IEC 60068-2-6 standards.

**Reliable as ever
connections**

Just push it

The speed and ease of Push-in Spring comes with the added reassurance of connections that are as reliable as ever. This gives you complete peace of mind when using the Push-in Spring motor starting solution.

No need to re-tighten

With self-tightening terminals, there's no need to re-tighten after transportation or during the lifecycle of the product. High connection strength is guaranteed throughout the whole lifetime of the device.

Application Examples

The more you wire, the more you win, with the most innovative motor starting solution available.



Self-tightening terminals ensure high connection strength throughout the entire lifecycle of the products. High-vibration environments especially benefit from the reduced maintenance effort.



Front access, 90° one-step insertion and robust terminals make wiring simpler and faster than ever before.



ABB is a one-stop shop for motor starting solutions, with a large product range and complete offering of accessories. Installation time is significantly reduced with the 100% tool-free connecting kits.

Push-in Spring motor starting solution

Complete range, complete efficiency



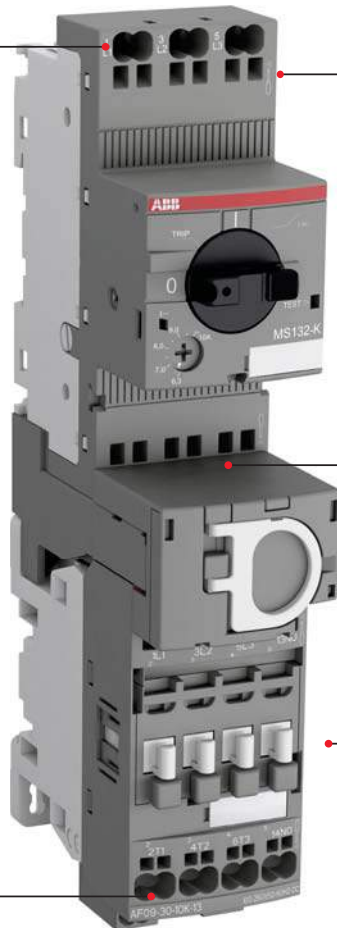
2-in-1
Benefit from both Push-in mode and Spring mode and use ferruled cables or cables without ferrules in the same terminal.



Compatible with screw range
Mount accessories for control circuits on the screw range up to 30 kW AC-3 400 V on manual motor starters and up to 45 kW AC-3 400 V, 130 A AC-1 on contactors.



Robust by design
Contact robustness by design, independent from operator.



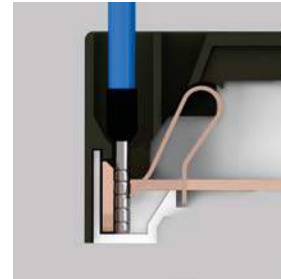
Just one tool for everything
You only need a 3 mm screwdriver in Spring mode as well as for de-wiring the complete solution.



Tool-less connecting links
100% tool-less mounting and dismantling connecting links.

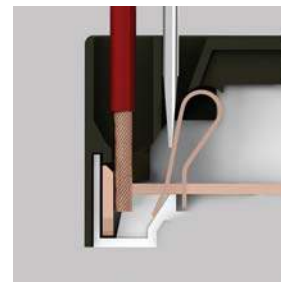


Higher connecting capacity
The solution ranges up to 18.5 kW 400 V AC-3 and 50 A AC-1 (25 hp 480 V and 45 A 600 V general use).



Push-in mode

Connect rigid cables or ferruled cables simply by pushing them into the cable holes – no need to use any tools. Push-in mode saves up to 50% wiring time compared to conventional spring solutions and makes installation a breeze. Benefit from intuitive wiring, self-tightening terminals and less chance of wiring error.



Spring Mode

This mode is used for small cable cross-sections or for cables without ferrules. It is also used for de-wiring the solution. Before inserting the cable, simply push a screwdriver into the clearly marked holes to open the terminal. ABB's Spring mode is easier to use than conventional spring technology, with less chance of damage to terminals as no twisting or turning is required.

Push-in Spring motor starting solution

Complete motor starting solution



Manual motor starters

Up to 32 A, 15 kW 400 V AC-3
Ics up to 100 kA



Contactors

Up to 38 A, 18.5 kW 400 V AC-3
Up to 50 A, at 40°C AC-1



Manual motor starter accessories

Auxiliary contact blocks and signaling contacts



Contactor accessories

Auxiliary contacts for front mounting and for side mounting

Possible combinations



Direct on-line starters

Up to 15 kW



Reversing contactors

Up to 15 kW



Star-delta starter

Up to 25 kW

Accessories for starter combinations



Connecting links



Plug and connect
mechanical and
electrical interlock set



Connection sets for
• Reversing starters
• Star-delta starters